



## Locking Fillable PDF Field to Read Only – Form 129 Quick Reference Guide

**FEDERAL HOUSING FINANCE AGENCY**  
Federal Home Loan Bank Independent Director  
Application Form  
FHFA Form #129  
(03/2022)

**INSTRUCTIONS**

You either have expressed interest in, or have been recommended for, nomination to stand for election as an independent director of the Federal Home Loan Bank of [redacted] (Bank). If you would like the Bank's board of directors to consider you as a possible nominee for an independent directorship, you must complete and execute this Federal Home Loan Bank Independent Director Application Form and submit it to the Bank on or before [redacted]. If you do not submit a completed and executed Form by that date, you will be deemed to have declined to be considered for nomination.

FHLBanks are requested to select their Bank from the drop-down menu and fill in the applicant submission date on **page 1**. Once these two fields are completed, save the form.

FHFA Form 129 - Federal Home Loan Bank Independent Director Form - Adobe Acrobat Pro 2017

File Edit View Plug-Ins Window Help

Home Tools FHFA Form 129 - F...

Find your tools here

Forms & Signatures

Fill & Sign Prepare Form Certificates

Open Add Open

In the **Tools tab**, in the **Forms & Signatures** section select **Prepare Form** and the **Prepare Form** tool bar will be visible on the Form.

The fillable fields completed previously are now ready to be edited for read only.

Prepare Form

FEDERAL HOUSING FINANCE AGENCY  
Federal Home Loan Bank Independent Director  
Application Form  
FHFA Form #129  
(03/2022)

**INSTRUCTIONS**

You either have expressed interest in, or have been recommended for, nomination to stand for election as an independent director of the Federal Home Loan Bank of [redacted] (Bank). If you would like the Bank's board of directors to consider you as a possible nominee for an independent directorship, you must complete and execute this Federal Home Loan Bank Independent Director Application Form and submit it to the Bank on or before [redacted]. If you do not submit a completed and executed Form by that date, you will be deemed to have declined to be considered for nomination.

Double click in the field and the **Dropdown Properties** pop-up box will appear.

Prepare Form

FEDERAL HOUSING FINANCE AGENCY  
Federal Home Loan Bank Independent Director  
Application Form  
FHFA Form #129  
(03/2022)

**INSTRUCTIONS**

You either have expressed interest in, or have been recommended for, nomination to stand for election as an independent director of the Federal Home Loan Bank of [redacted] (Bank). If you would like the Bank's board of directors to consider you as a possible nominee for an independent directorship, you must complete and execute this Federal Home Loan Bank Independent Director Application Form and submit it to the Bank on or before [redacted]. If you do not submit a completed and executed Form by that date, you will be deemed to have declined to be considered for nomination.

By law, the Bank's board of directors may nominate you for an independent directorship that you meet the legal eligibility requirements applying to independent directorships considered. Your responses to the questions on this Form will assist the Bank in determining whether you are eligible, and possess the required professional qualifications, to serve as an independent director.

Dropdown Properties

General Appearance Position Options Action Format Validate Calculate

Name: [redacted]  
Font: [redacted]  
Size: [redacted]  
Color: [redacted]  
Background: [redacted]  
Read Only:    
Print Only:    
Close

Select the **General tab**, in the **Dropdown Properties** pop-up box. Under the **Common Properties** section, check **Read Only**. Once the **Read Only** box is checked select the **Close** button to close the **Dropdown Properties** pop-up box. Complete these steps for both fillable fields on **page 1**.

Prepare Form

**CONTROLLED**

FEDERAL HOUSING FINANCE AGENCY  
Federal Home Loan Bank Independent Director  
Application Form  
FHFA Form #129  
(03/2022)

**INSTRUCTIONS**

You either have expressed interest in, or have been recommended for, nomination to stand for election as an independent director of the Federal Home Loan Bank of [redacted] (Bank). If you would like the Bank's board of directors to consider you as a possible nominee for an independent directorship, you must complete and execute this Federal Home Loan Bank Independent Director Application Form and submit it to the Bank on or before [redacted]. If you do not submit a completed and executed Form by that date, you will be deemed to have declined to be considered for nomination.

In order to prepare the form for applicants to complete. Select **Prepare Form** drop-down menu and select **Back to Document**. Then save the form.

Then save the form. The **Save as PDF** dialogue box opens. Confirm that the folder location and file name are the same as the original PDF location and name. Click **Save**, and **Yes to replace**.



## Locking Fillable PDF Field to Read Only – Form 130 Quick Reference Guide

**CONTROLLED**

**FEDERAL HOUSING FINANCE AGENCY**  
Federal Home Loan Bank Independent Director  
Annual Certification Form

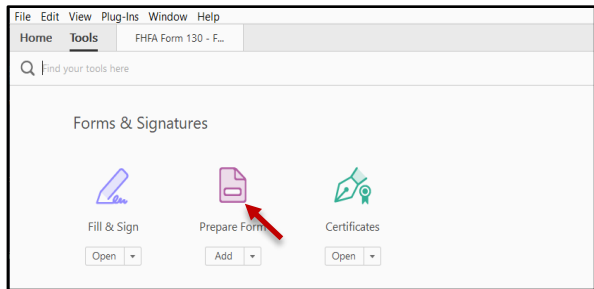
FHFA Form 130  
(03/2022)

**INSTRUCTIONS**

The Federal Home Loan Bank of [redacted] (Bank) is required by law to solicit information from its incumbent directors annually to verify that each director remains in compliance with the applicable statutory and regulatory eligibility requirements. Your responses to the questions on this Federal Home Loan Bank Independent Director Annual Certification Form will assist the Bank in verifying that you continue to meet the eligibility requirements that apply to the independent directorship in which you are currently serving.

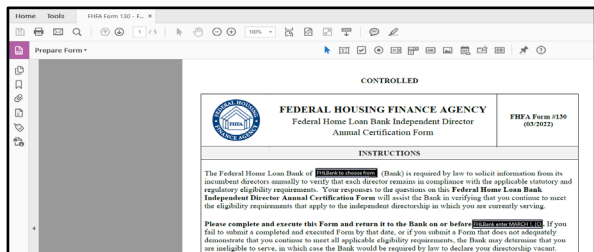
Please complete and execute this Form and return it to the Bank on or before [redacted]. If you fail to submit a completed and executed Form by that date, or if you submit a Form that does not adequately demonstrate that you continue to meet all applicable eligibility requirements, the Bank may determine that you are ineligible to serve, in which case the Bank would be required by law to declare your directorship vacant.

FHLBanks are requested to select their Bank from the drop-down menu and fill in the applicant submission date on **page 1**. Once these two fields are completed, save the form.

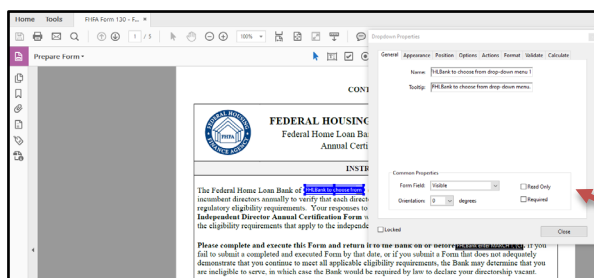


In the **Tools tab**, in the **Forms & Signatures** section select **Prepare Form** and the **Prepare Form** tool bar will be visible on the Form.

The fillable fields completed previously are now ready to be edited for read only.

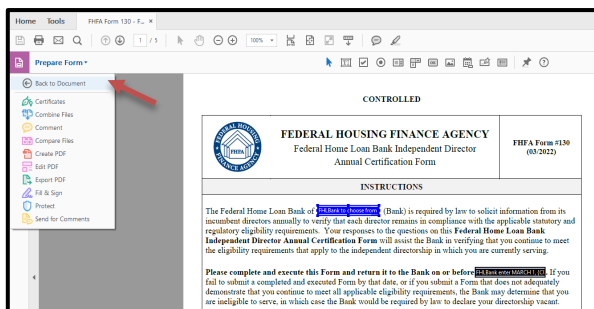


Double click in the field and the **Dropdown Properties** pop-up box will appear.



Select the **General tab**, in the **Dropdown Properties** pop-up box. Under the **Common Properties** section, check **Read Only**. Once the **Read Only** box is checked select the **Close** button to close the **Dropdown Properties** pop-up box. Complete these steps for both fillable fields on **page 1**.

In order to prepare the form for applicants to complete. Select **Prepare Form** drop-down menu and select **Back to Document**. Then save the form.

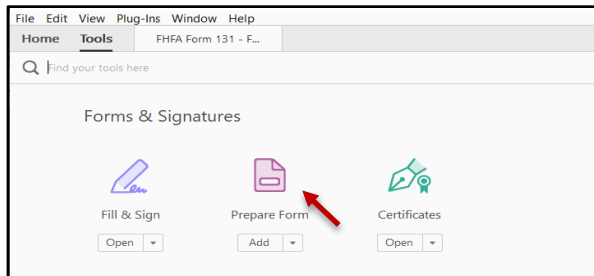


The **Save as PDF** dialogue box opens. Confirm that the folder location and file name are the same as the original PDF location and name. Click **Save**, and **Yes to replace**.



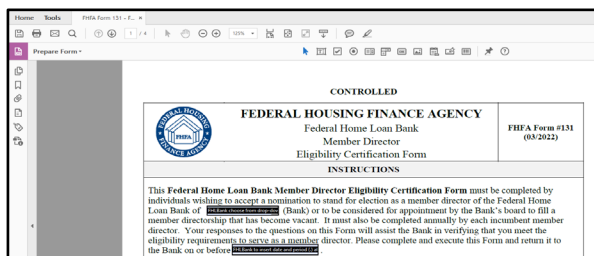
## Locking Fillable PDF Field to Read Only – Form 131 Quick Reference Guide

FHLBanks are requested to select their Bank from the drop-down menu and fill in the applicant submission date on **page 1**. Once these two fields are completed, save the form.

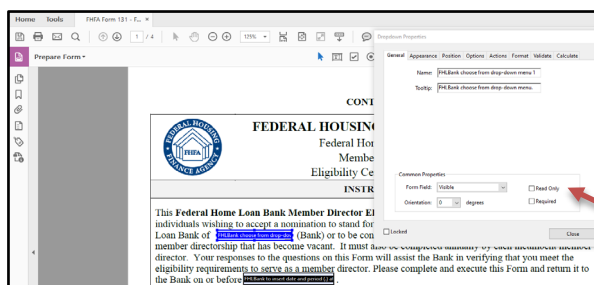


In the **Tools tab**, in the **Forms & Signatures** section select **Prepare Form** and the **Prepare Form** tool bar will be visible on the Form.

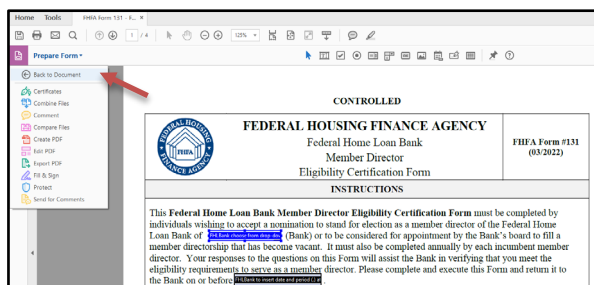
The fillable fields completed previously are now ready to be edited for read only.



Double click in the field and the **Dropdown Properties** pop-up box will appear.



Select the **General tab**, in the **Dropdown Properties** pop-up box. Under the **Common Properties** section, check **Read Only**. Once the **Read Only** box is checked select the **Close** button to close the **Dropdown Properties** pop-up box. Complete these steps for both fillable fields on **page 1**.



In order to prepare the form for applicants to complete. Select **Prepare Form** drop-down menu and select **Back to Document**. Then save the form.

The **Save as PDF** dialogue box opens. Confirm that the folder location and file name are the same as the original PDF location and name. Click **Save**, and **Yes to replace**.